

2018

1

2

3

4

5

		2018	705,418,183.11
	1,437,677,041.37	10%	70,541,818.31
2017	67,365,899.16		2,005,187,507.01
2018	1,122,764,986		10 0.80
	89,821,198.88		

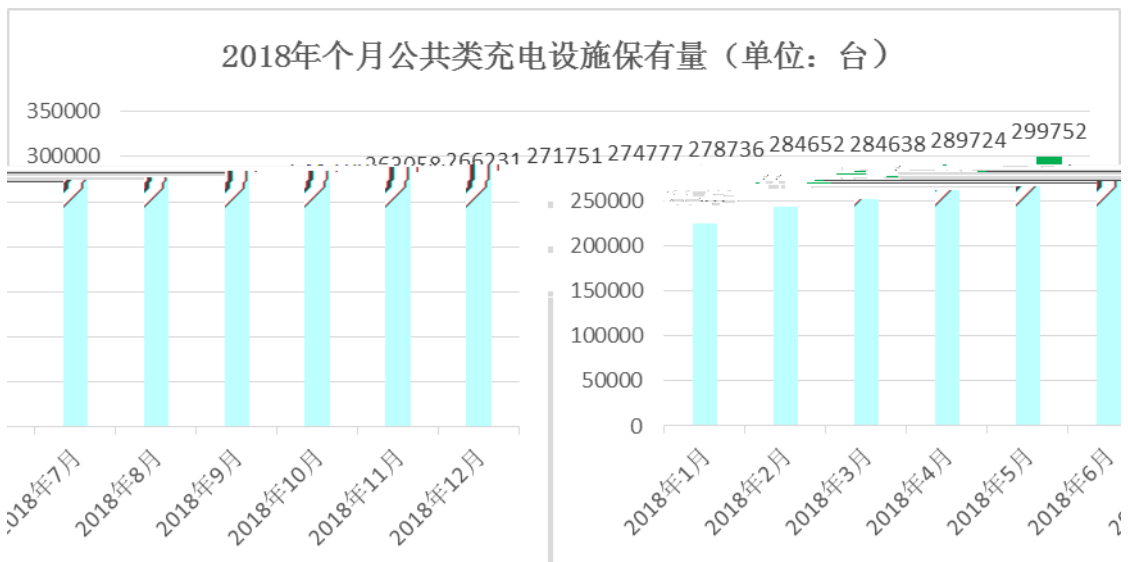
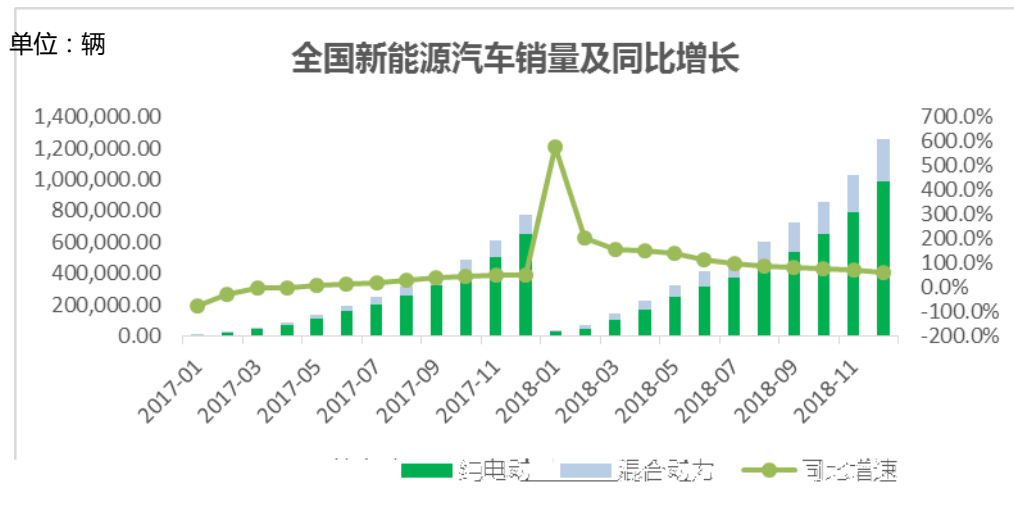
1

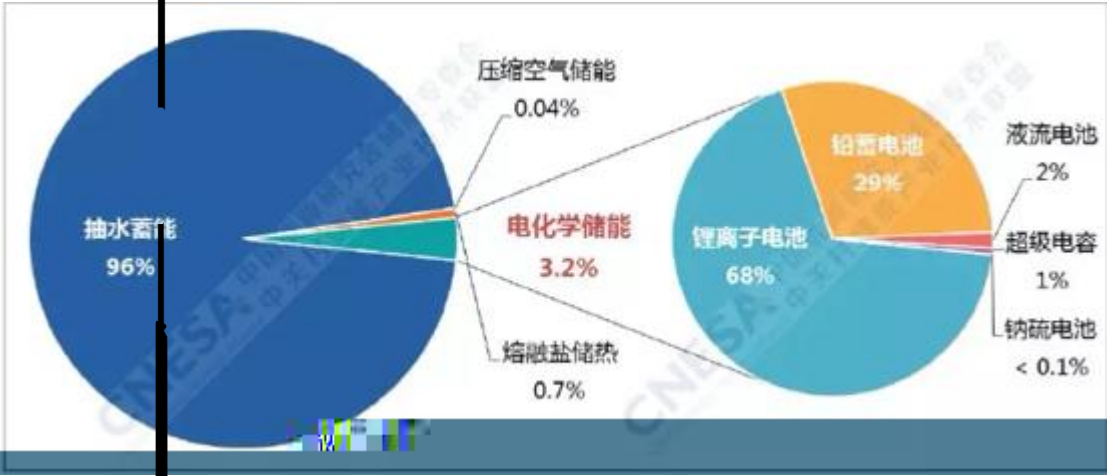
	218	218
	0574-88208337	0574-88208337
	ssgf@shanshan.com	ssgf@shanshan.com

2


1

		3C
		3C
		3C
		3C
		3C 3C
		3C





1



3

3.1 3

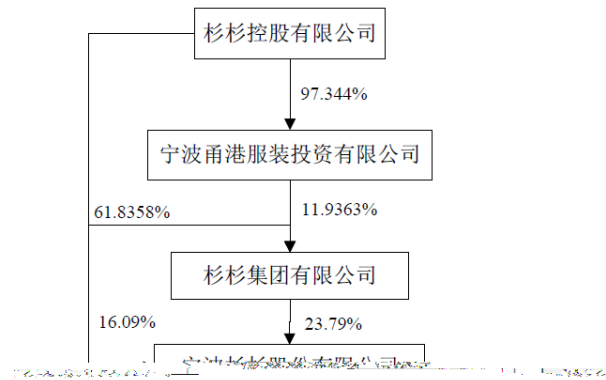
	2018	2017	(%)	2016
	23,448,821,020.32	22,073,190,367.51	6.23	14,586,415,932.23
	8,853,422,775.58	8,270,540,870.17	7.05	5,474,769,408.25
	1,115,277,702.84	896,115,128.08	24.46	330,163,058.79
	303,137,504.08	441,262,292.80	-31.30	256,440,326.91

	10,707,198,373.68	10,433,229,446.70	2.63	8,142,417,264.34
	540,421,484.80	-381,380,586.68		-577,945,858.73
	0.993	0.798	24.46	0.404
	0.993	0.798	24.46	0.404
%	10.55	9.66	0.89	4.17

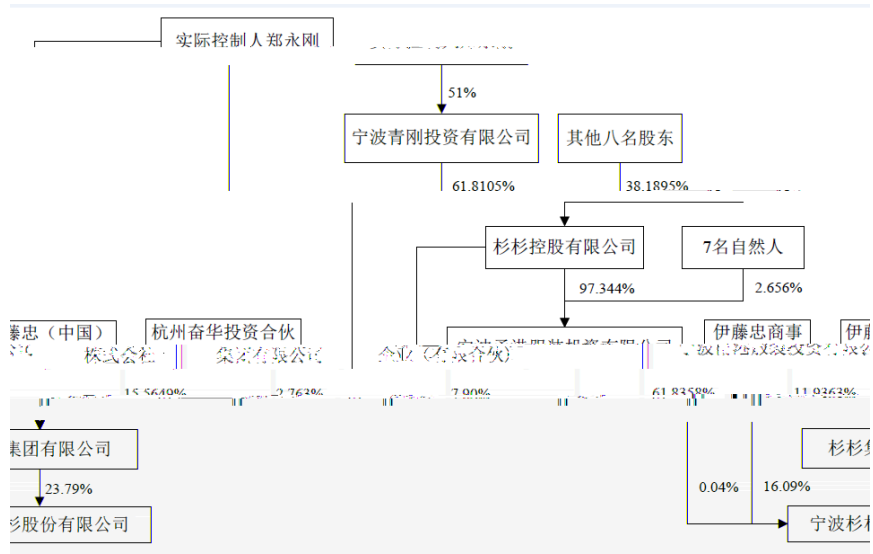
3.2

1	0	60,209,698	5.36	60,209,698			
	0	60,209,698	5.36	60,209,698			
	0	21,202,500	1.89				
	0	14,867,000	1.32				
	1,639,642	10,342,196	0.92				
	7,945,447	7,945,447	0.71				
	7,909,239	7,909,239	0.70				
500	3,741,402	6,124,561	0.55				
		1					

4.2



4.3



4.4

10

5

5.3

5.4 2

	2018	2017	%
%			
%			

1

@ i ü Ůn Ō pđ

1

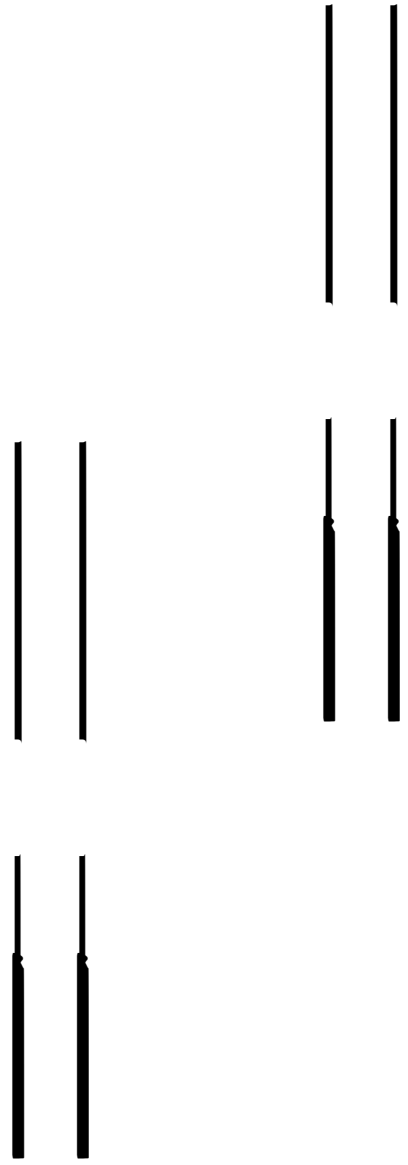
2018

20

—

—

1



2

2017 5 23

8452

8 954.04

2

3

4

	4
	2

	4
	4
	4
	4
	4
	4
	5